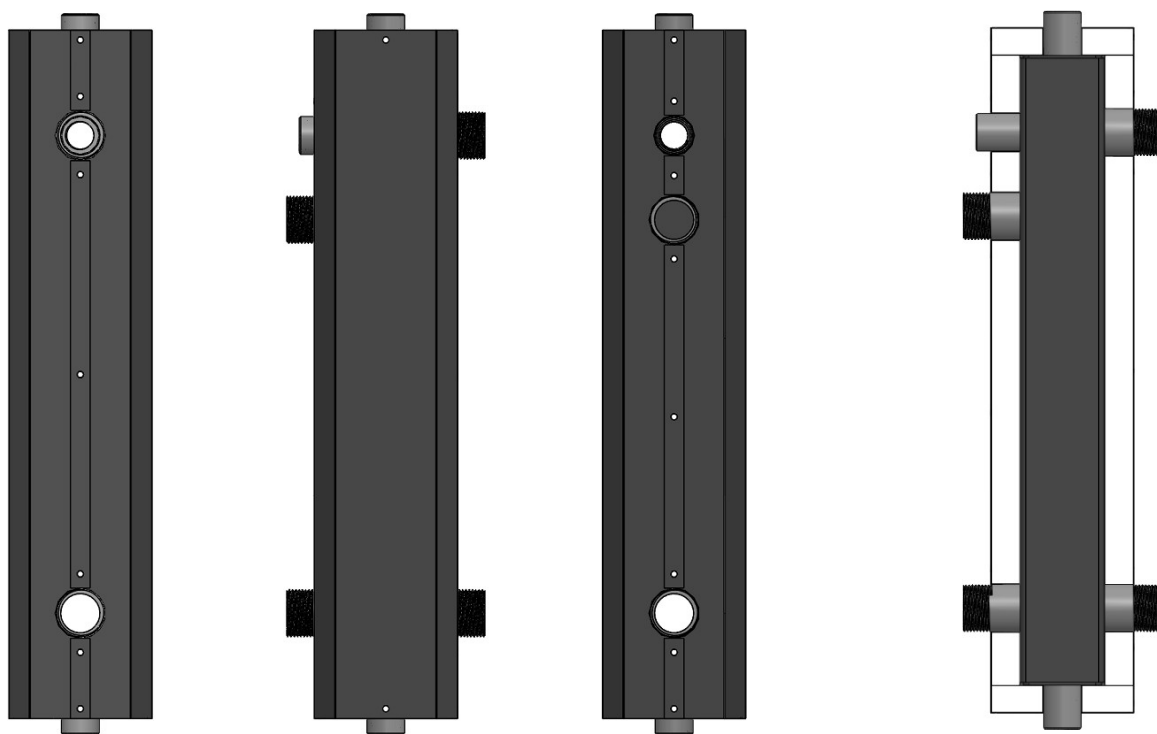
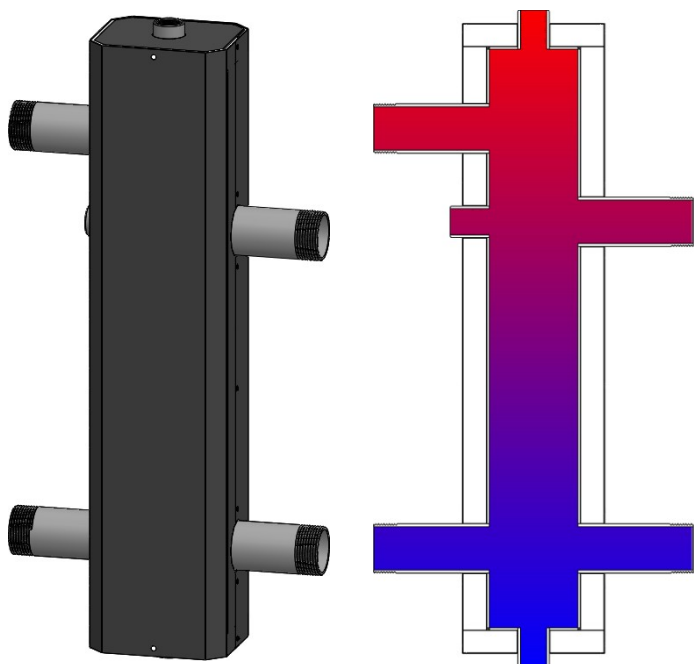


Parameters	Unit	Hydraulic separator
Flow rate	m3/h	3.0
Manifold length	mm	450
Installation side connection	-	1" Male
Boiler side connection	-	1" Male
Additional connection	-	3x 1/2" Female
Installation side spacing	mm	280
Boiler side spacing	mm	340
Maximum pressure	bar	6
Maximum operating temperatures	°C	110
Manifold insulation	-	- powder-coated steel sheet - 30 mm EPS insulation

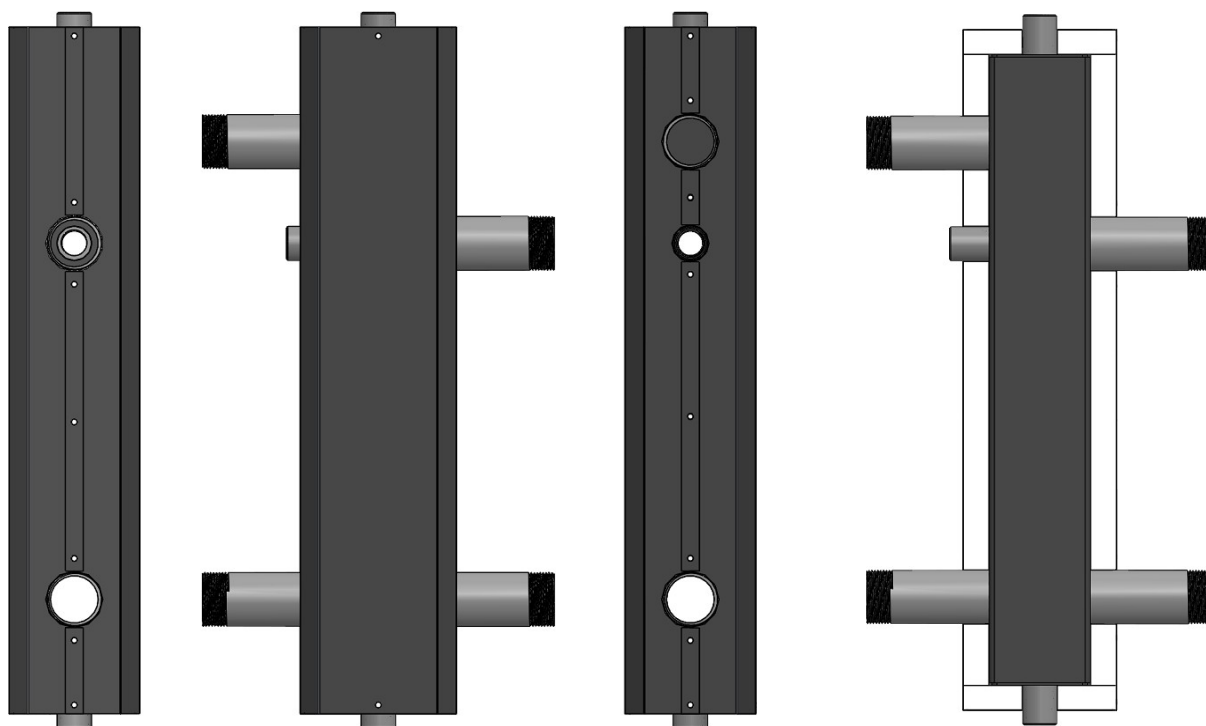
Hydraulic separator is designed for central heating installations up to 60 kW. The device is designed to separate the primary circuit from the heating circuit, to eliminate the need to balance the boiler and heating circuits, and to maintain independent streams in the boiler circuit and heating circuits. The separator is placed in an insulation made of eps and enclosed in powder-coated steel sheet.

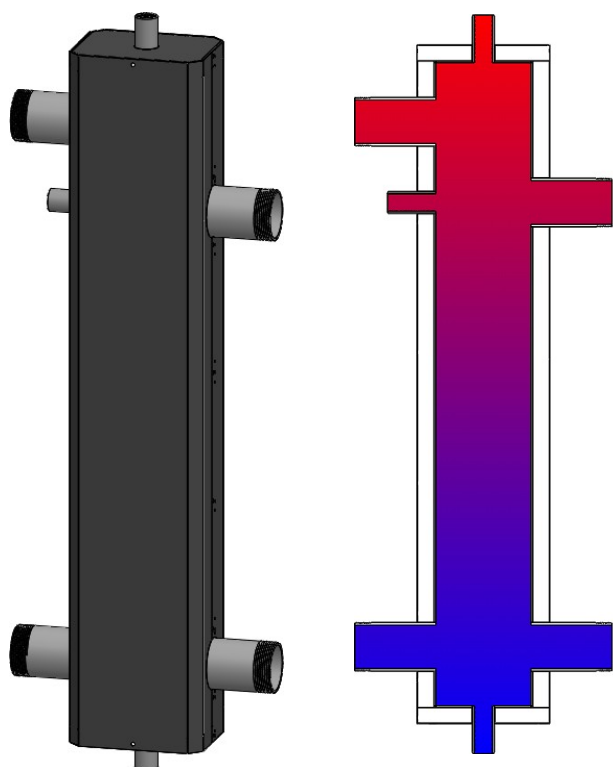




Parameters	Unit	Hydraulic separator
Flow rate	m <sup>3</sup> /h	4.5
Manifold length	mm	500
Installation side connection	-	5/4" Male
Boiler side connection	-	5/4" Male
Additional connection	-	3x 1/2" Female
Installation side spacing	mm	280
Boiler side spacing	mm	360
Maximum pressure	bar	6
Maximum operating temperatures	°C	110
Manifold insulation	-	- powder-coated steel sheet - 30 mm EPS insulation

Hydraulic separator designed for central heating installations of 105 kW. The device is designed to separate the primary circuit from the heating circuit, to eliminate the need to balance the boiler and heating circuits, and to maintain independent streams in the boiler circuit and heating circuits. The separator is placed in an insulation made of eps and enclosed in powder-coated steel sheet.





Parameters	Unit	Hydraulic separator
Flow rate	m3/h	8
Manifold length	mm	800
Installation side connection	-	2" Male
Boiler side connection	-	2" Male
Additional connection	-	3x 1/2" Female
Installation side spacing	mm	550
Boiler side spacing	mm	650
Maximum pressure	bar	6
Maximum operating temperatures	°C	110
Manifold insulation	-	- powder-coated steel sheet - 30 mm EPS insulation

Hydraulic separator designed for central heating installations of 185 kW. The device is designed to separate the primary circuit from the heating circuit, to eliminate the need to balance the boiler and heating circuits, and to maintain independent streams in the boiler circuit and heating circuits.

